

KLIFTING INDUSTRY CO., LTD.

KQ Aluminum(6063A)/Stainless Steel Conductor Bar System

(Heavy II: 630A, 800A, 1000A, 1250A, 1450A)



Catalogue

Catalogue

General.....	1
Technical data.....	1
Heavy Type Conductor Bar.....	2
Conductor bar.....	2
Current collector.....	2
Hanger clamp.....	3
Fixation clamp.....	3
Angle Steel Bracket.....	3
Junction plate.....	4
Joint Protective Sleeve.....	4
Protection Box.....	4
Power Input Section.....	4
Expansion parts.....	5
End Cap.....	5
Square pipe (Common use).....	5
LED light.....	6
Calculation.....	7
Contact.....	9

General

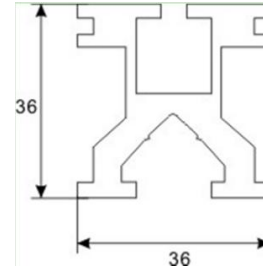

1. It consists of Insulated trolley bar/4.5m/pc, End Cap, Hanger Clamp, Joint Cover, Joint keeper, Expansion section, Power collector, Hanger or, Power Feeder, etc. with Insulated 200A-1450A
2. We can supply the bus bar system (conductor bar) from 60A to 3000A, in form of plastic, aluminum and copper material.
3. Conductor bar systems are used for the electrification of mobile equipment. Conductor bar is a safe, economical and low maintenance way to solve mobile electrification requirement.
4. Conductor bar is used for gantry cranes, overhead cranes, hoists, trolleys, conveyors, port cranes and people movers, etc.
5. Ambient temperature: Conductor bar PVC: -15°C — 55°C ; PPO -127°C — 121°C ; PC: -60°C — 120°C ;
6. Copper conductor bar, Aluminum/stainless steel conductor bar, Rigid conductor bar can use in outdoor and indoor. Degree of protection: IP23

Technical data

Mechanical and electrical performance	Conductor bar specification				
	630A	800A	1000A	1250A	1450A
Model specification	630A	800A	1000A	1250A	1450A
Conductor raw material	Aluminum	Aluminum	Aluminum	Aluminum	Aluminum
Conductor materials grades	6063A	6063A	6063A	6063A	6063A
Conductor cross-sectional area	320	410	520	650	760
Standard length	6	6	6	6	6
Conductor lines distance	70	70	70	70	70
CTE	0.0000235	0.0000235	0.0000235	0.0000235	0.0000235
Conductor lines insulator materials	PVC	PVC	PVC	PVC	PVC
Hanging bracket raw material	ABS	ABS	ABS	ABS	ABS
Applicable to temperature range	$-35\sim+85$	$-35\sim+85$	$-35\sim+85$	$-35\sim+85$	$-35\sim+85$

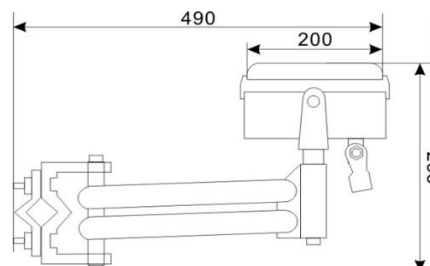
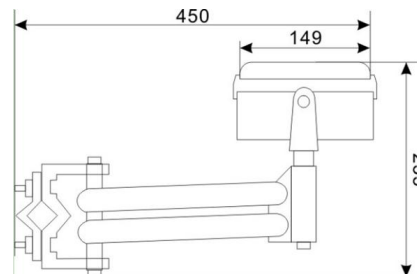
Heavy Type Conductor Bar

➤ Conductor bar



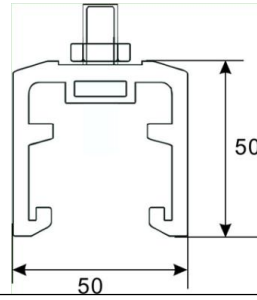
Ampere	630A	800A	1000A	1250A	1450A
Length(m)	4.5	4.5	4.5	4.5	4.5
Standard phase wire sheath	803206301	804108001	852010001	865012501	876014001
Standard ground wire sheath	803206302	804108002	852010002	865012502	876014002
high temperature resistance sheath	803206303	804108003	852010003	865012503	876014003

➤ Current collector



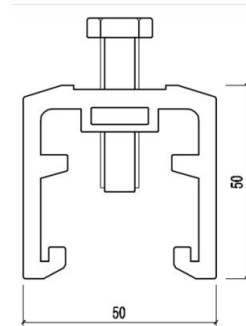
Model	Type C	Type D
Used for	630A, 800A, 1000A	1250A, 1450A
Product No.	88002500	88005000

➤ **Hanger clamp**



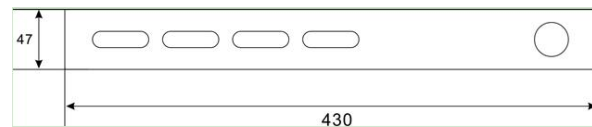
Model	1 hole
Used for	630A-1450A
Product No.	88080006

➤ **Fixation clamp**



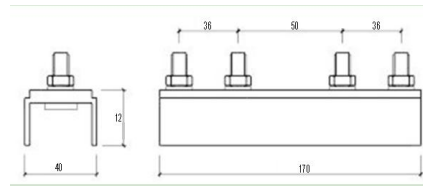

Model	1 hole
Used for	630A-1450A
Product No.	88080005

➤ **Angle Steel Bracket**




Model	5 hole
Used for	630A-1450A
Product No.	88080002

➤ **Junction plate**




Model	Heavy
Used for	630A-1450A
Product No.	88080016

➤ **Joint Protective Sleeve**



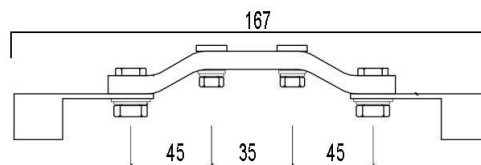
Model	Heavy
Used for	630A-1450A
Product No.	88080019

➤ **Protection Box**




Model	Heavy
Used for	630A-1450A
Product No.	88080016

➤ **Power Input Section**



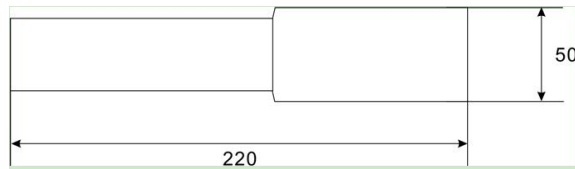
Model	Heavy
Used for	630A-1450A
Product No.	88080012

➤ **Expansion parts**



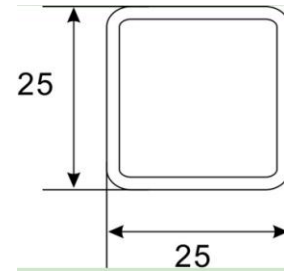
Model	Heavy
Used for	630A-1450A
Product No.	88080035

➤ **End Cap**



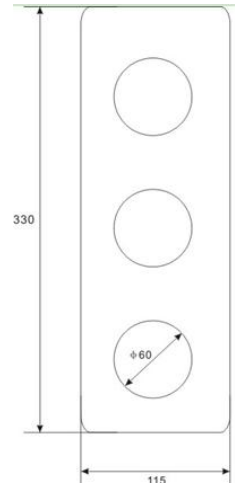
Model	Heavy
Used for	630A-1450A
Product No.	88080014

➤ **Square pipe (Common use)**



Name	Square pipe
Used for	Current collector
Product NO.	88080017

➤ **LED light:**



Size	Ø50mm	Ø100mm
Used for	200A-500A	630A-1450A
Product NO.	88080030	88080031

Calculation

Please offer these information if you need our products.

Company Name: _____ Contact _____
Project: _____ Address: _____
E-mail: _____ Project: _____
Telephone: _____ Fax: _____
Date: _____

-
1. Type of crane/machine to be electrified: _____
 2. Voltage: _____ Volts ~/=: _____ Phases: c/s: _____
 3. Length of conductor system: _____
 4. Number of conductors required: _____ power lines: _____ control lines: _____ neutral (ground): _____
 5. Indoor: _____ Outdoor: _____
 6. Special site conditions (humidity, dust, chemical influence etc.): _____
 7. Temperature conditions: _____ °C min., _____ °C max.
 8. Type of conductors preferably wanted: _____
 9. Number and position of feeder points: _____
 10. Mounting position envisaged: _____
(prints and sketches should be submitted whenever obtainable)
 11. Number of cranes / machines fed from the one system: _____
 12. Ampere load of each crane / machine: _____
 13. Other pertinent data: _____
-
-

For curved tracks, breaks in system etc. please submit prints and sketches.

Motor (please mark run simultaneously and at the same time start the motor)	Crane 1						
	P/(KW)	Rated current			Starting current		
		A	COSφN	%ED	A	COSφA	Start Method
Main Hoisting							
Aux. Hoisting							
Main Traverse							
Aux. Traverse							
Main Travel							
Aux. Travel							
Slewing							
Luffing and any other Service							
The type of motor : K:Squirrel-cage motors; S:Slip-ring motors; F:Inverter motor							
Motor (please mark run simultaneously and at the same time start the motor)	Crane 2						
	P/(KW)	Rated current			Starting current		
		A	COSφN	%ED	A	COSφA	Start Method
Main Hoisting							
Aux. Hoisting							
Main Traverse							
Aux. Traverse							
Main Travel							
Aux. Travel							
Slewing							
Luffing and any other Service							
The type of motor : K:Squirrel-cage motors; S:Slip-ring motors; F:Inverter motor							

Contact

KLIFTING INDUSTRY CO., LTD.

Address: Workshop No.169 Longxiang Road, Industrial Park, East QiYi Road, LianChi District, Baoding City, Hebei Province, China

Phone: 0086-312-679-3605

Email: Sales@klifting.com

Website: www.klifting.com

For further information of KA Aluminum(6101A)/Stainless Steel Conductor Bar System, please contact us in the above ways.

We commit ourselves to constant improvement of our design and processing of the products.

We keep the right of perfecting the instruction book and the product design to achieve the goal.

It's important to select the suit Safe Conductor Bar for each application. Otherwise it will cause serious consequences , such as property damage or personal injury.